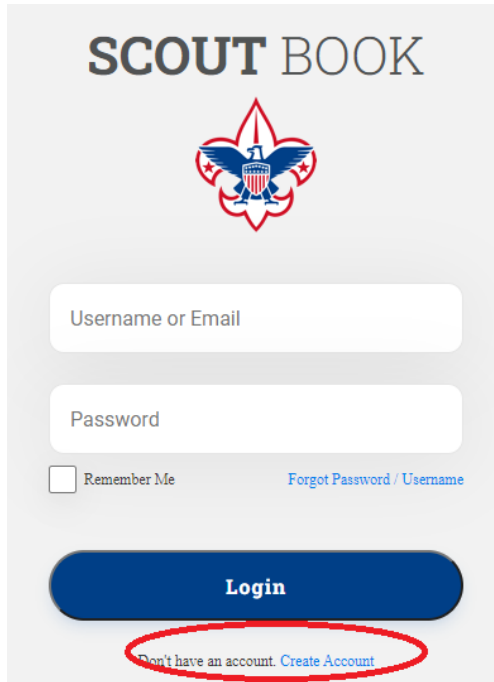


# How to create an account in Scoutbook.Scouting.Org

Start by going to scoutbook.scouting.org. After the page loads, click on LOGIN at the top right corner.

Next click on **CREATE ACCOUNT**




The image shows the Scoutbook login and registration page. At the top, it says "SCOUT BOOK" with the Scoutbook logo. Below the logo are two input fields: "Username or Email" and "Password". There is a "Remember Me" checkbox and a link for "Forgot Password / Username". A blue "Login" button is prominent. Below the button, the text "Don't have an account. [Create Account](#)" is circled in red.

Next type in your first name, last name, enter your date of birth and zipcode then click **NEXT**

## YOUR INFORMATION

**Full legal first name and last name required\***

**If you are creating an account to register your child in Scouting, enter the parent or guardian information below. If you are creating an account for a youth, enter the youth's information below.**




* First Name:	<input type="text" value="First Name"/>
* Last Name:	<input type="text" value="Last Name"/>
* Date of Birth  :	<input type="text" value="MM/DD/YYYY"/>
* ZIP Code:	<input type="text" value="ZIP Code"/>
* Are you outside the US?:	<input type="radio"/> Yes <input checked="" type="radio"/> No

# How to create an account in Scoutbook.Scouting.Org

After you enter your information it will attempt to verify who you are and show you your Scout ID.

## RECORDS MATCH

We found a match in our file with your information. Select the appropriate record and retrieve your information. If you do not have an account tied to this record you will be prompted to create one.

<b>Your name</b>	<b>Date of Birth: 1/2/1234</b>
ZIP Code:	
Member ID:	
Council:	

If there is no match then it will ask you to complete the form and fill out all your details.

## YOUR INFORMATION

Full legal first name and last name required\*  
If you are creating an account to register your child in Scouting, enter the parent or guardian information below. If you are creating an account for a youth, enter the youth's information below.

* First Name:	<input type="text"/>	✓
* Last Name:	<input type="text"/>	✓
* Date of Birth:	<input type="text"/>	✓

CLEAR FORM

## CREATE YOUR ACCOUNT

* Email Address:	<input type="text"/>
* Confirm Email:	<input type="text"/>
* Phone Number:	<input type="text"/>
* Country:	<input type="text"/>
* Address Line 1:	<input type="text"/>
Address Line 2:	<input type="text"/>
* City:	<input type="text"/>
* State/Region:	<input type="text"/>

Write down your login information in a safe secure place so you have it for future logins.