

How To Pay for your Annual Online Dues

login to My.Scouting.org

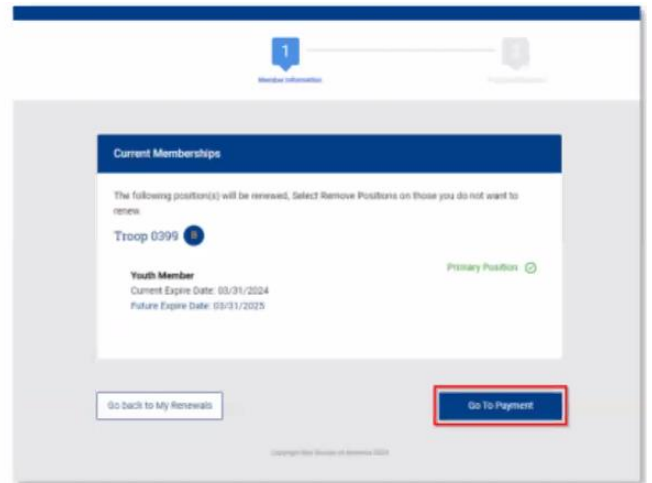
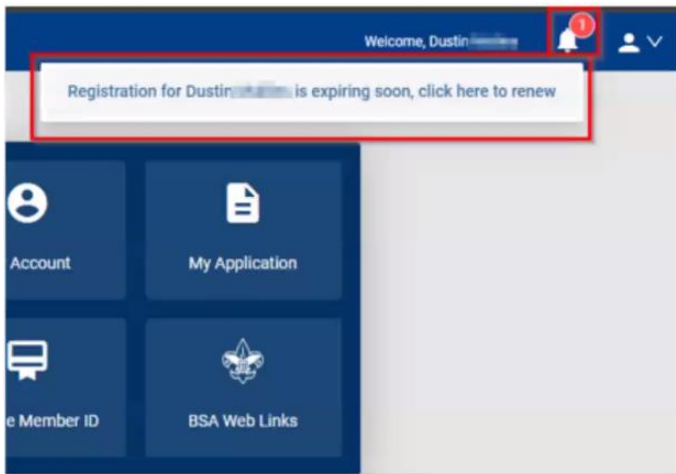
Dues can be paid between November 1 and December 31st.

If you are setting up your account for the first time, you will need to create a username and password and will also need your scouts BSID number. To get the BSID number, text or ask Kraig and he will get it for you.

After logging in it will ask you if your child is a current scout... answer = YES

The screenshot shows the my.Scouting.org registration process. At the top, it says "my.Scouting | Pack 0008 Emerson Elementary School" with a user icon. Below this is a progress bar with three steps: 1. Youth Information (active), 2. Parent/Youth Information, and 3. Payment/Checkout. The main content area is titled "TELL US ABOUT YOUR CHILD" and contains a question: "Is the youth a current/former Scout?:" with radio buttons for "Yes" and "No". At the bottom, there are two buttons: "Back to previous Page" and "Next".

If you already have an account at my.scouting.org, OR after you setup your account then you will see something like the below.... Click on the alert at the top right, then click on GO TO PAYMENT



Make sure the name you are paying for is your Scout

Terms and Conditions

Welcome to the BSA!

The BSA makes Scouting available to our nation's youth by chartering community organizations to operate Cub Scout packs, Scouts BSA troops, Venturing crews, and Sea Scout ships. The chartered organization provides an adequate and safe meeting place as well as capable adult leadership, and requires adherence to the principles and policies of the BSA. The BSA local and national council provide training, program, outdoor facilities, literature, professional guidance, and liability insurance protection.

Parent/Legal Guardian Role in Scouting

Scouting uses a fun program to promote character development, citizenship training, leadership, and mental and physical fitness. You can help by encouraging attendance, assisting with your child's advancement, attending meetings for parents, and assisting the unit when called upon to help. The unit cannot provide a quality program without your help.





By signing here you agree and accept the Terms and Conditions of the Boy Scouts of America.

Dustin Person

[Back](#) [Go to Checkout Summary](#)

Next it will ask you to confirm YES or NO if you want the scout life magazine. By default this is checked YES. If you do not want this magazine, be sure to uncheck this before proceeding:

The image shows a screenshot of a payment summary and card information form. The 'Summary' section lists three items: BSA Youth Registration (Trad.) for \$80.00, Administrative Fee OLR for \$2.85, and Scout Life Magazine for \$15.00. The Scout Life Magazine item is highlighted with a red box and has a checked checkbox. Below the summary is a 'TOTAL AMOUNT DUE' of \$97.85. The 'Payment Details' section includes a 'CARD INFORMATION' section with a 'Cardholder Name' field containing 'Sally Person'.

Summary	
 BSA Youth Registration (Trad.) <small>Subscription: Valid until February 2025</small>	\$80.00
 Administrative Fee OLR	\$2.85
<input checked="" type="checkbox"/>  Scout Life Magazine  <small>Subscription: Valid until February 2025</small>	\$15.00
<hr/>	
TOTAL AMOUNT DUE	\$97.85

Payment Details	
CARD INFORMATION	
Cardholder Name:	<input type="text" value="Sally Person"/>

Finally, enter your credit card information and click on PLACE ORDER at the bottom.

The screenshot shows a membership registration form. At the top, there are fields for 'Expiration Date' (12/27) and 'CVV' (411). Below these is a paragraph of text: 'Annual Membership Registration: I understand the ESA is an annual registration and has authorized my credit card for renewal in one year. This membership application will automatically renew in 12-months for an additional term unless you notify the ESA via the opt-out option located in the My Application tool in MySeeking.org. You will be reminded of your renewal beginning 90 days prior to the expiration of your current membership and given an opportunity to opt-out of your renewal at that time too.' Below this text is a section titled 'BILLING ADDRESS'. At the top right of this section is a toggle switch labeled 'Same as saved address' which is currently turned on. Below the toggle are several input fields: 'Country' (USA), 'Address Line 1' (10000 Island Hill Ln), 'Address Line 2' (empty), 'City' (Washington), 'State/Region' (District of Columbia), and 'ZIP Code' (20004). At the bottom left of the form is a blue button labeled 'Place Order'.

If you have any questions or problems while making your online payment, please contact Kraig Brown or Doug Denge by calling our cell or sending us a text.